



Dane County Youth Assessment 2024 Highlights

DECEMBER, 2024

DCYA in 2024

- The project is funded by:
 - Dane County Human Services,
 - United Way of Dane County,
 - Public Health Madison & Dane County
 - City of Madison
 - 17 school districts
- A county-wide survey given to 7th-12th grades every 3 years, started in 1980
- In 2024, approximately 25,000 7th-12th students completed the survey



How is it administered?

- ▶ School staff administer the online survey from late January to mid-April
- ▶ Students are assured their responses are confidential
- ▶ Survey topics & survey design is vetted by community partners, school districts and students
- ▶ Validity and consistency of administration reflected in DCYA data matching national & state trends



Topics Covered

- ▶ Alcohol, drugs and tobacco
- ▶ Nutrition, exercise and health
- ▶ Home life
- ▶ Community Involvement
- ▶ Sexual behavior
- ▶ Working and volunteering
- ▶ Extra-curricular activities
- ▶ Life at school
- ▶ Emotional/mental health

Trends:

Desirable Changes Over Time

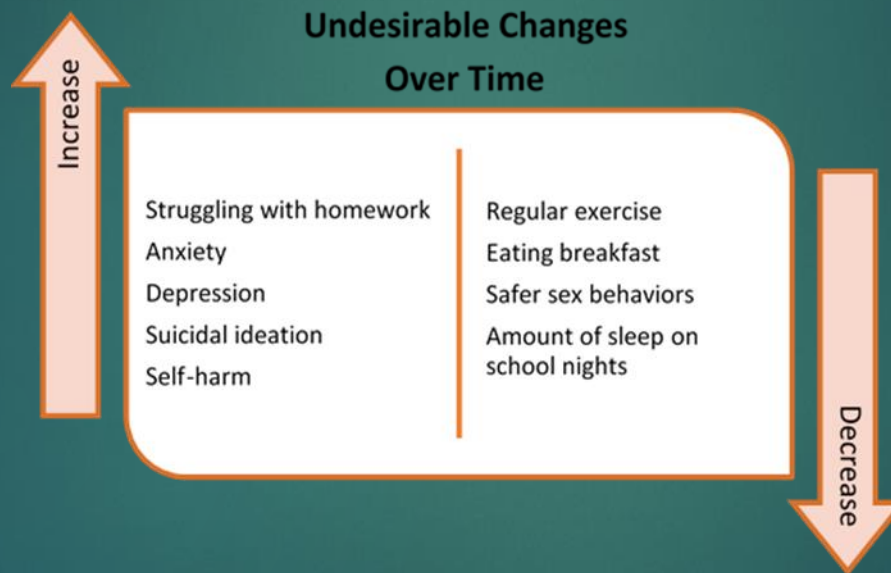


Trends:


No Change Over Time



Trends: Undesirable Changes Over Time



Who took the Youth Assessment? Grades 7th-12th



Other Characteristics

Grades 7-12

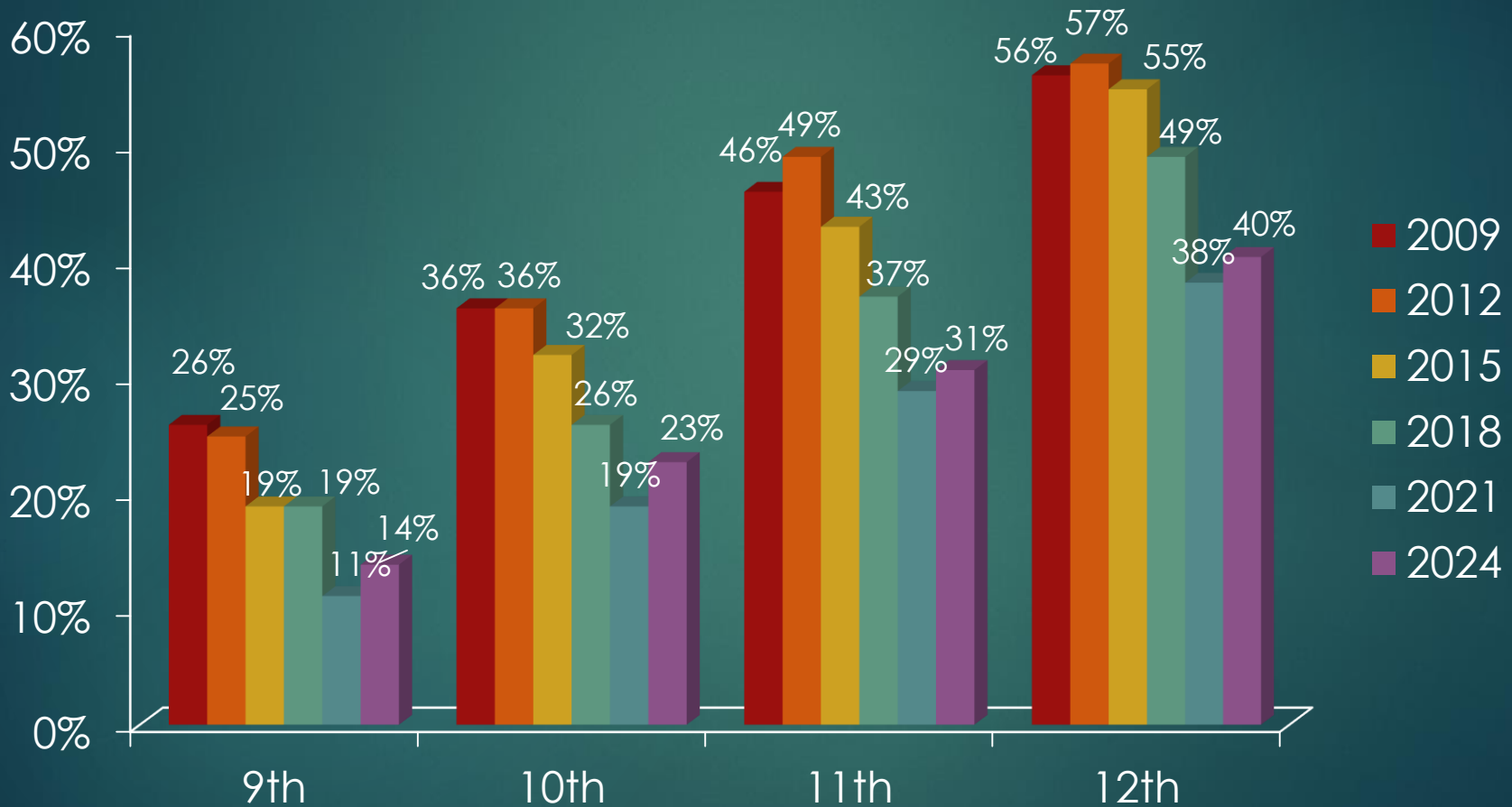
9

- ▶ 3.4% of HS students say they are, gender fluid or gender non-conforming (4.3% in 2021)
- ▶ 3.0% say they are transgender (1.9% in 2021)
- ▶ 20.0% say they are not straight/heterosexual for sexual orientation

Alcohol Use by Grade

Any Alcohol Last 12 mos. (9th-12th)

10



Alcohol Use

Grades 9th-12th

- ▶ High school alcohol consumption (last 12 months) had decreased county wide from since 2012, rising slightly in 2024 to 26%.
- ▶ 27% of HS girls drank in the last 12 months and 23% of boys (31% of boys and 30% of girls 2018)
- ▶ Binge drinking in the last 30 days was slightly higher for girls than boys in 2024 and 2021.

Alcohol Use Last 12 months

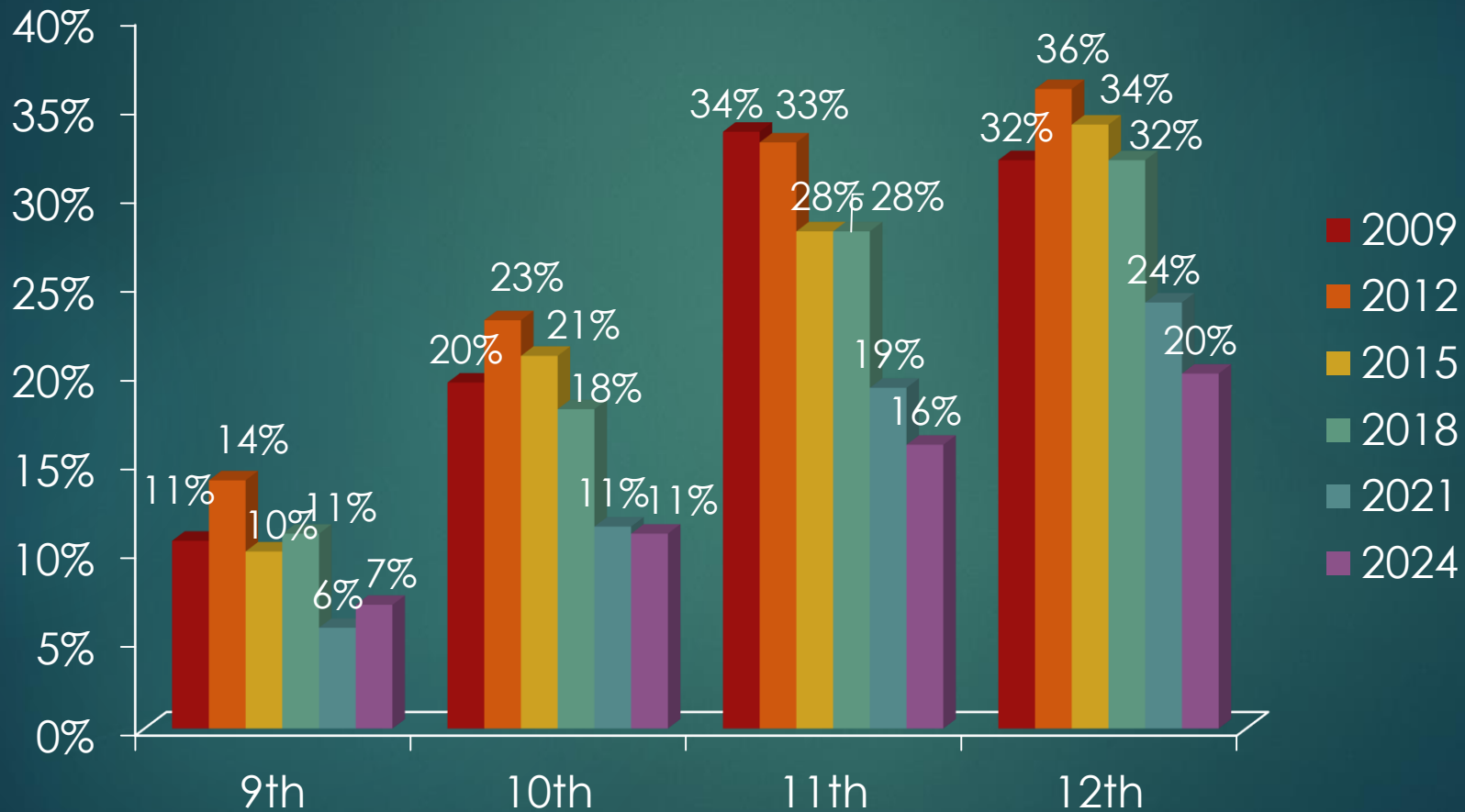
Subgroups Grades 9th-12th

12

- ▶ 40% of HS seniors have been drinking in the last 12 months, slightly more than 2021 at 38% but down from 51% in 2018
- ▶ Alcohol use is highest among white and multi-racial students (28% and 27% respectively)
- ▶ It is lowest among Asian and African-American students (16% and 15% respectively)
- ▶ 78% of youth who DON'T drink say their parents think it's wrong or very wrong
- ▶ 37% of youth who DO drink say their parents think it's wrong or very wrong.

Marijuana Use by Grade

Marijuana Last 12 mos. (9th-12th)



Marijuana Use Last 12 Months

Subgroups 9th-12th Grade

14

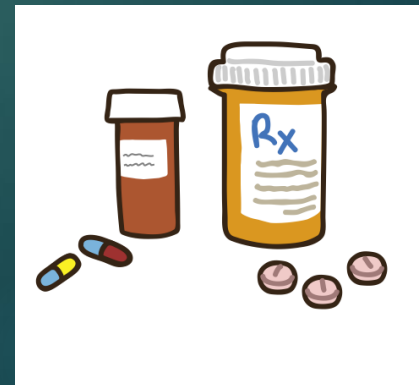
- ▶ 13% of HS girls used marijuana (last 12 months) and 12% of boys
- ▶ Marijuana use highest among multi-racial students at 18%. White, Hispanic and African-American all about 13%.
- ▶ 86% of kids who have used marijuana have used a vaping device for nicotine or THC in the last 12 months.

Other Drugs

9th-12th Grades

15

- ▶ 4% of high school youth say they abused over-the-counter drugs. That was 2% 2021, 6% in 2018, and 5% in 2015.
- ▶ Prescription medication abuse was 2%. It was 2% in 2021, 5% in 2018 and 4% in 2015.
- ▶ 69% of HS students with prescription drugs in their home, say they are kept in a place they can easily access them. That was 75% 2021 and 78% in 2018.



Vaping Nicotine or THC

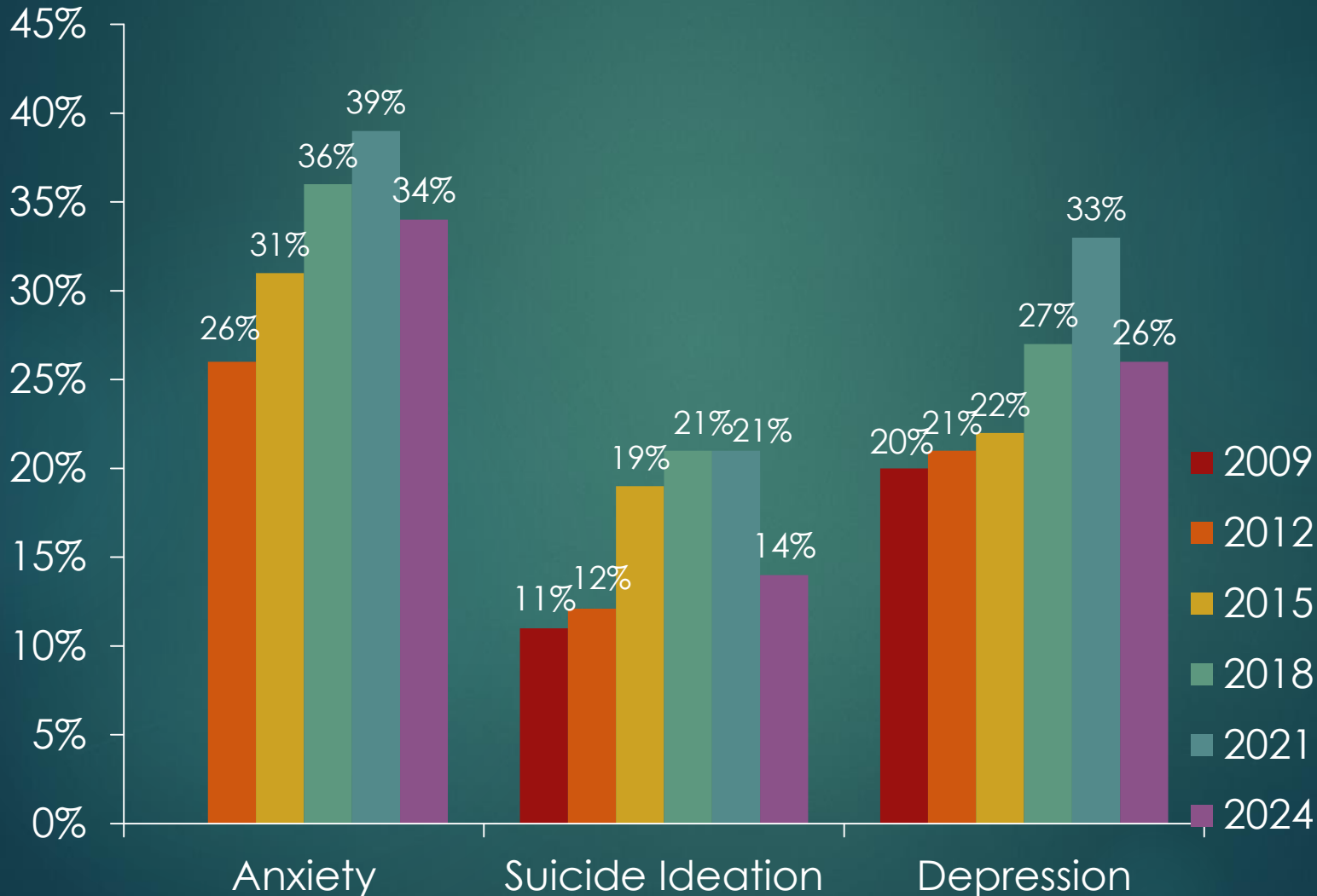
Last 12 months 7th-12th Grades

16

- ▶ 16% of HS youth were vaping nicotine or THC
- ▶ 7% of 7th-8th graders were vaping
- ▶ 26% of 12th graders vaping vs 9% of 8th graders
- ▶ Middle school kids are more likely to be vaping nicotine (4%) than THC (2%).

Emotional Health Trends

Grades 9th-12th since 2009



Who are the anxious students?

Grades 9th-12th


- ▶ Using DCYA 3-item anxiety scale
- ▶ 44% of females say they're anxious always/often (21% of males)
- ▶ 46% LGBTQ kids say their anxious always/often
- ▶ 45% of students who struggle with homework are anxious
- ▶ More likely to use alcohol and marijuana

What are students anxious about?

20

Grades 9th-12th

- ▶ When asked if they experience any anxiety, 74% said yes, some.
- ▶ Reasons for anxiety (chose 3 most important reasons):
 - ▶ Pressure to perform in school – 56%
 - ▶ Too much homework – 46%
 - ▶ Social pressure to be popular, look good – 20%
 - ▶ Pressure to have money, things (phone, clothes) – 17%
 - ▶ Don't feel like I fit in – 17%
 - ▶ Problems at home – 17%



Mental Health Services

21

Grades 9th-12th

- ▶ 19% of students are receiving mental health services (about 3500 students)
- ▶ General upward trend, but down from 2021. Students using services was 22% in 2021, 17% in 2018 and 12% in 2015
- ▶ 46% percent of students say they have been diagnosed with a mental or emotional health problem:
 - ▶ Anxiety 25%
 - ▶ Depression 17%
 - ▶ ADD/ADHD 13%
 - ▶ Trauma 4%
 - ▶ Eating disorder 5%

Mental Health Services

Grades 9th-12th (continued)

22

- ▶ 61% of students who say they have been diagnosed with an emotional or mental health issue are not getting services.
- ▶ 16% of students are at risk of major depressive disorder based on their response to the Patient Health Questionnaire screener (PHQ_3).
- ▶ 62% of youth with highest risk on the PHQ_3 screener are not receiving mental health services.
- ▶ White students are more likely to be receiving mental health services than non-white students.

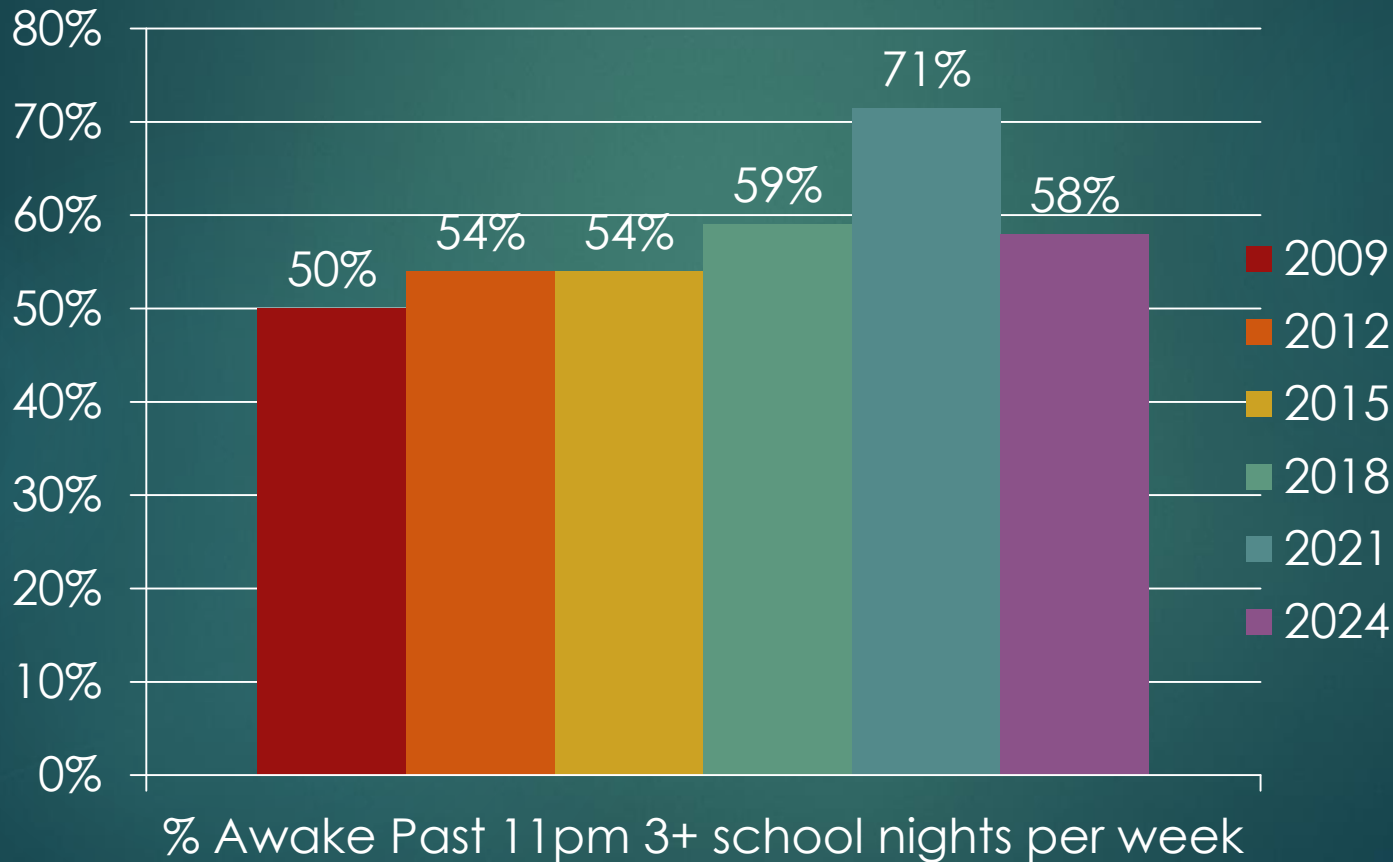
Sexual Behavior and Sexual Violence

9th-12th grade

- ▶ Students reporting any sexual contact has declined in the last 10 years: 37% in 2015 and 30% in 2024.
- ▶ However, so is use of protection. 67.0% of high school youth who say they are having intercourse “Always” use some form of birth control has been dropping since 73.7% in 2012.
- ▶ In 2024 7% of students said they have been forced to take part in sexual activity.
- ▶ 65% of the victims of forced sex identify as female.

Trends in Student Sleep

Grades 9th-12th



What most often keeps students awake?

Grades 9th-12th

- ▶ Looking at phone or computer - 57%
- ▶ Doing homework – 44%
- ▶ Watching TV – 27%
- ▶ Worrying and anxiety – 22%
- ▶ Video games – 22%

School and academics

Grades 9th-12th

27

Dane County Youth Assessment 2024

- ▶ “I almost always complete my assignments” – 77% agree (70% in 2021)
- ▶ 53% said they struggle getting homework done (54% in 2021 and 44% in 2018)
- ▶ 34% of students missed or cut a scheduled class (33% in 2021 and 19% in 2018)
- ▶ “I feel like a I belong at this school” - 77% agree (same as 2021 and 2018)

Home Life

Grades 9th-12th

- ▶ Over 6% of students say they have run away from home at some time (4% in 2021 and 7% in 2018)
- ▶ 12% say they have a parent with a mental health problem that worries them (10% in 2021)
 - ▶ These students have nearly double the levels of depression, anxiety and suicide ideation of other students
- ▶ 45% say their parents have talked with them about birth control (45% in 2021)

Family Financial

Grades 9th-12th

- ▶ 25% of students say financially “things are tight” but their families are doing OK. 3% say their family is struggling financially. (that was 28% and 2% in 2021 and 34% and 4% in 2018)
- ▶ 11% of HS kids say a job they have helps support the family (18% in 2021)
- ▶ 10% said they had to skip meals because their family didn't have enough money (7% in 2021 and 10% in 2018)
- ▶ 13% say if school didn't provide breakfast and lunch, most days, they would have no food at all (8% in 2021 and 14% in 2018)